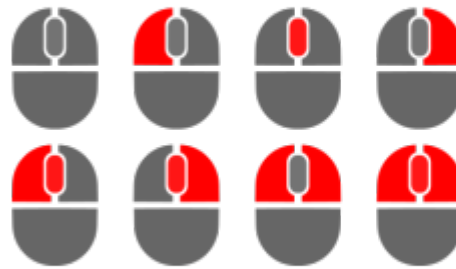


[tools](#), [icons](#), [mouseclick](#), [creativecommons](#), [graphics](#), [svg](#)

# nanoscopic - Mouse Click Icons

To be able to visualize mouse clicks in various documentation, I've needed some icons. To not get bothered by copyright stuff, I've created my own simple icon set.

## nanoscopic - Mouse Click Icons



**Author:** Heiko Mischer


**License:** Creative Commons Attribution-NonCommercial-ShareAlike 4.0 International

### License

nanoscopic - Mouse Click Icons by [Heiko Mischer](#) are licensed under [Creative Commons Attribution-NonCommercial-ShareAlike 4.0 International](#).









```
<a href="https://wiki.nanoscopic.de/doku.php/tools/graphics/nanoscopic_-_mouse_click_icons"
target="_blank">nanoscopic - Mouse Click Icons</a> by <a href="https://www.nanoscopic.de/"
target="_blank">Heiko Mischer</a> licensed under <a
href="http://creativecommons.org/licenses/by-nc-sa/4.0/?ref=chooser-v1" target="_blank">Creative Commons
Attribution-NonCommercial-ShareAlike 4.0 International</a>
```

### Get nanoscopic - Mouse Click Icons







You can find the repository and download the source SVG at Codeberg:  
[width: 400px}https://codeberg.org/rokkitlawnchair/nanoscopic-mouse-click-icons|nanoscopic - Mouse Click Icons at Codeberg](https://codeberg.org/rokkitlawnchair/nanoscopic-mouse-click-icons|nanoscopic - Mouse Click Icons at Codeberg)

### Icons Preview

icons (22 x 25 px)	wiki syntax
	<code>{{:tools:graphics:mc22x25-none.png?nolink no mouse button pressed}}</code>
	<code>{{:tools:graphics:mc22x25-l.png?nolink left mouse button pressed}}</code>
	<code>{{:tools:graphics:mc22x25-m.png?nolink mouse wheel or middle mouse button pressed}}</code>
	<code>{{:tools:graphics:mc22x25-r.png?nolink right mouse button pressed}}</code>
	<code>{{:tools:graphics:mc22x25-lm.png?nolink left and middle mouse buttons pressed}}</code>
	<code>{{:tools:graphics:mc22x25-mr.png?nolink middle and right mouse buttons pressed}}</code>
	<code>{{:tools:graphics:mc22x25-lr.png?nolink left and right mouse buttons pressed}}</code>
	<code>{{:tools:graphics:mc22x25-lmr.png?nolink left, middle and right mouse buttons pressed}}</code>


## HowTo (and sample usage)

Just open the source file with [inkscape](#) and then:

- left click  one of the icons
- in the file menu of inkscape left click  'File'
- now left click  'Export PNG Image' to open the *Export PNG Pane*
- choose export settings
- left click  'Export'

If you want to change the colors:



- Each icon is a group of objects, which has a transparent rectangle as background.
- To ungroup simply select an icon by left clicking  it and then press `CTRL+SHIFT+G`
- Don't forget to regroup all objects resembling an icon (including the transparent background rectangle) by selecting them and pressing `CTRL+G`.

~~DISCUSSION~~

From: <https://wiki.nanoscopic.de/> - nanoscopic wiki

Permanent link: [https://wiki.nanoscopic.de/doku.php/tools/graphics/nanospic\\_-\\_mouse\\_click\\_icons?rev=1611676960](https://wiki.nanoscopic.de/doku.php/tools/graphics/nanospic_-_mouse_click_icons?rev=1611676960)

Last update: 2021/01/26 16:02

