

# Sea of Thieves

- [https://seaofthieves.fandom.com/wiki/Sea\\_of\\_Thieves\\_Wiki](https://seaofthieves.fandom.com/wiki/Sea_of_Thieves_Wiki)
- [https://www.reddit.com/r/Seaofthieves/comments/zk0aoc/is\\_there\\_a\\_way\\_to\\_avoid\\_pvp/](https://www.reddit.com/r/Seaofthieves/comments/zk0aoc/is_there_a_way_to_avoid_pvp/)
- <https://steamcommunity.com/sharedfiles/filedetails/?id=2113620404>
- [How To Level Up Merchant Alliance FAST in Sea of Thieves](#)
  - merchants emissary flag
  - purchase:
    - fruit crate
    - cannonball crate
    - wood crate
    - storage crate
    - bait crate
  - dive to: An Ashen Executive's Lost Shipment
    - find clue (usually right in front when you spawn back)
      - if you get the key as clue, go straight to shipwreck
    - at the shipwreck, take everything including explosive kegs
    - sell
  - dive to: Duel With An Ashen Lord
    - finish boss
    - take:
      - Scroll Of Chartered Waters
      - other high tier merchants loot (crates)
    - sell
  - lower emissary flag
  - repeat
- [EVERYTHING You Should Know To Solo Sloop In Sea of Thieves](#)
- [The #1 Beginner's Guide to Sea of Thieves 2024 PvP/PvE](#)
- [Encounters - World Events](#)

## cannoneering

- [Suck At CANNON Aim In Sea of Thieves? Try THIS](#)
- [Tips to Be Your Crew's BEST Cannoneer In Sea of Thieves](#)
- [This is why your Cannon aim is Inconsistent Sea of Thieves](#)
- [Curved Cannonballs & How To Aim](#)
- [Sea of Thieves: Understanding the Chain Shot Advanced Guide](#)

## Helm





- [The Ultimate Helm Guide for Sea of Thieves](#)













## Fishing

- [Beginners To Advanced Fishing Guide! Sea of Thieves 2024](#)

## Treasure Vault

- [How To Finish The Vault Puzzle With Just 1 Medallion](#)
- [How To Easily SOLO Gold Hoarder Vaults](#)
- [Solve Gold Hoarder's vault puzzle under 60 seconds - No medallions](#)

| Column 1  | Column 2  | Column 3  | Column 4  |
|---|---|---|---|
|  |  |  |  |

| Column 1  | Column 2  | Column 3  | Column 4  |
|---|---|---|---|
|  |  |  |  |
|  |  |  |  |
|  |  |  |  |

## Maps

- [Sea of Thieves Companion Map](#)
- [Island Finder](#)
- [merfolkslullaby storm tracker](#)
- [IGN Sea of Thieves Map](#)

## Coordinates

### A

- Ancient Spire Outpost: Q17
- Ashen Reaches: V23

### B

- Barnacle Cay: O15
- Black Sand Atoll: O3
- Black Water Enclave: R5
- Blind Mans Lagoon: N6
- Booty Isle: K20
- Boulder Cay: G5
- Brians Bazaar: Y12
- Brimstone Rock: Y18

### C

- Cannon Cove: G10
- Castaway Isle: K14
- Chicken Isle: I16
- Cinder Islet: U14
- Crescent Isle: B9
- Crooks Hollow: M16
- Cursewater Shores: Y13
- Cutlass Cay: M18

### D

- Dagger Tooth Outpost: M8
- Devils Ridge: P19
- Discovery Ridge: E17

**F**

- Fetchers Rest: V12
- Flames End: V19
- Flintlock Peninsula: W14
- Fools Lagoon: I14
- Fort Of The Damned: L14

**G**

- Galleons Grave Outpost: R8
- Glowstone Cay: Z18
- Golden Sands Outpost: D10

**H**

- Hidden Spring Keep: I8

**I**

- Isle of Last Words: O9

**K**

- Keel Haul Fort: C6
- Kraken Watchtower: L6
- Krakens Fall: R12

**L**

- Lagoon of Whispers: D12
- Liars Backbone: S11
- Lone Cove: H6
- Lonely Isle: G8
- Lookout Point: I20
- Lost Gold Fort: H17

**M**

- Magmas Tide: Y20
- Marauders Arch: Q3
- Mermaids Hideaway: B13
- Molten Sands Fortress: Z11
- Morrows Peak Outpost: V17
- Mutineer Rock: N19

**O**

- Old Faithful Isle: M4
- Old Salts Atoll: F18

**P**

- Paradise Spring: L17
- Picaroon Palms: I4
- Plunder Outpost: J18
- Plunder Valley: G16
- Plunderers Plight: Q6

**R**

- Rapier Cay: D8

- Roaring Sands: U21
- Roaring Traders: U20
- Rubys Fall: Y16
- Rum Runner Isle: H9

## S

- Sailors Bounty: C4
- Sailors Knot Stronghold: E14
- Salty Sands: G4
- Sanctuary Outpost: F7
- Sandy Shallows: D5
- Scorched Pass: X11
- Scurvy Isley: K4
- Sea Dogs Rest: C11
- Shark Bait Cove: H19
- Shark Fin Camp: P5
- Shark Tooth Key: P13
- Shipwreck Bay: M10
- Shiver Retreat: Q11
- Skull Keep: P9
- Smugglers Bay: F3
- Snake Island: K16
- Stephens Spoils: L15

## T

- The Crooked Masts: O11
- The Crows Nest Fortress: O17
- The Devils Thirst: W21
- The Finest Trading Post: F17
- The Forsaken Brink: U16
- The North Star Seapost: H10
- The Reapers Hideout: I12
- The Spoils of Plenty Store: B7
- The Sunken Grove: P7
- The Wild Treasure Store: O4
- Thieves Haven: L20
- Three Paces East Seapost: S9
- Tri-Rock Isle: R10
- Twin Groves: H11

## W

- Wanderers Refuge: F12

From:

<https://wiki.nanoscopic.de/> - nanoscopic wiki

Permanent link:

<https://wiki.nanoscopic.de/doku.php/pages/games/sea-of-thieves/start?rev=1724600647>

Last update: **2024/08/25 15:44**

